

BYO iPad 1:1 Program Information

















**Parents and Students
Years 4-6
2024**



Aspire to achieve together

Contents Page

	Department of Education Strategic Directions	3
	Overview of the BYOD 1:1 iPad Program	4
	Why Apple iPads?	5
	iPad Specifications	6
	Purchasing Options	8
	Setup and Responsibilities	9
	Technologies Usage Agreements	10
	Ongoing Care and Maintenance	11
	Promoting a Safe Learning Environment	12
	Online Safety	13
	<i>Privacy and Cyber safety</i>	
	<i>Social Media</i>	
	Years 4-6 BYOD App List 2024	15



Additional Information and Support

Family Sharing & Child Apple ID	<u>17</u>
Parental Controls & Screen Time	<u>18</u>
Device Use at Home	<u>19</u>
BYO iPad 1:1 Student Agreement (Years 4-6)	<u>20</u>
How to order your child's BYOD	<u>23</u>



Department of Education Strategic Directions

The Department of Education's [2020-2024 ICT Vision for Teaching and Learning in Public Schools](#), focuses on the importance of 'preparing students for a world that is constantly changing and evolving, by developing in them the personal capabilities and technical skills they will need for success.' – *Lisa Rodgers, Director General*.

Students

Must have the capability to adapt and transfer their knowledge and skills across a range of learning and work environments.

Teachers


Need to model collaboration and acquisition of new skills through continuous learning. Teachers also need to embrace technology and be flexible in the way they teach-to inspire and maximise learning.

School Leaders

Take responsibility for driving a culture of technological innovation and collaboration, ensuring students have access to technologies that deliver improved learning outcomes and progress for *every student, every classroom, every day*.

We can only achieve this if we understand that we are preparing our students for the world of tomorrow – not the world of today.





Overview of the BYO iPad 1:1 Program

The BYO (Bring Your Own) iPad Program refers to each student in the classroom having their own personal device that they use at school and home. Having a 1:1 ratio allows every student to seamlessly transition between activities involving technology and traditional learning throughout the school day. Utilising technology in the classroom provides students with limitless possibilities to participate with content and demonstrate their knowledge in engaging and interactive ways.

Our reason for integrating a BYO iPad 1:1 Program in Years 4-6 is to effectively implement the requirements of the [WA ICT General Capabilities](#) and [WA Digital Technology Curriculum](#), and to prepare students with the skills they require for high school and the modern day workforce.

Students in Years 4-6 are required to bring an **Apple iPad** to use as a tool to enhance and assist their learning.

? Why Apple iPads?

Aspiri Primary School has engaged in a significant amount of research and explored a number of possibilities when deciding upon the most appropriate technology to support students to meet the curriculum requirements. Apple iPads have been selected due to the following benefits:



- Cost efficient
- Lightweight and portable (small in size)
- Versatile range of learning applications
- Reliable and stable
- User friendly and age adaptable
- Accessibility features and enhanced security
- Provides opportunities for creativity and collaboration

Considerations:

- *The newer the iPad, the longer it will be able to accommodate future software and app purchases*
- *Airplay and Airdrop functions are supported with the latest model iPads*
- *Available technology on new versions of the iPad are of greater capacity and quality than previous devices. An iPad compatible with the latest operating system (iOS) enables access to features such as Files, including the ability to save to file servers or external drives, easier text editing, slide over and split views for easier multitasking between applications*
- *Styluses such as Apple pencils and Logitech crayons are compatible with Apple iPads*

Hardware

In order to work efficiently and ensure compatibility with the school system and classroom needs, devices must have the following features:

- be an **Apple iPad** (9th generation onwards)
- have iOS17.1 installed
- data storage of **at least** 64gb

Please note: alternative devices, including Android tablets, iPad minis, iPad Pros and iPads with a sim card (which use mobile cellular 3G/4G/5G data) will not be permitted.



iPad Specifications

Accessories


Required:

- protective case/cover
- headphones
- Bluetooth keyboard (either inbuilt with case or separate)

Optional:

- stylus – generic, Apple Pencil or Logitech Crayon
- screen protector
- AppleCare+






iPad Specifications

Software / Application Lists

Prior to bringing their iPad to school for the start of the year, it is important for students to have all applications (as specified on the [school app list](#)) installed on their device. This will enable your child to use their iPad effectively for learning at school.

All applications required are tried and tested and have been kept to a minimum number to ensure the focus is on students developing skills in using ICT with an educational purpose and to enhance creativity.

Some applications come preinstalled on the iPad, others are free to download and some are paid apps. Although the apps stated on our core apps list are for 2024, additional apps may be added to the list throughout the year.





Purchasing Options

Aspiri Primary School has partnered with JB HiFi to provide iPads at a discounted price to the parent community with the following benefits:

- discounted education pricing on all requirements (i.e. iPad, keyboard, cover etc)
- optional two years of insurance
- collection available from nearest JB HiFi store

Some parents may wish to purchase devices as a Christmas present for their child before their child transitions to the new year level in 2024. Families wishing to take up this option may place an order online with JB HiFi:



www.jbeducation.com.au/byod

School code is **Aspiri2024**


Parents may opt to purchase an iPad elsewhere, however in doing so, we recommend careful consideration is given to the requirements, warranties and insurances when buying from other stores. Privately purchased devices will not necessarily have the same technical support provided to students whose device has been procured through the school's partnered provider.

AppleCare+

All Apple hardware comes with a one-year limited warranty and up to 90 days of complimentary telephone technical support. You can extend your coverage through AppleCare+ with a small additional cost, which provides a two year warranty extension. See link below for more information: <https://www.apple.com/au/support/products/ipad/>

Insurance

Insurance is an important consideration as the iPad your child brings to school is not covered by the Aspiri Primary School or the Department of Education's insurance. It is the responsibility of parents to insure their child's device.



Setup and Student Responsibilities

Initial Setup

Setting up a child's Apple ID account under [Family Sharing](#) allows parents to implement safety measures such as [Parental Controls](#) and [Screen Time](#) to block notifications and home applications from being accessed and used during school time. If you need Apple's assistance with this process, please call **Apple Support on 1300 760 237 and enter PIN 2961**. This is Apple's corporate support and is provided by the Department of Education. It may be accessed 24 hours a day.

Establishing Protocols for Home and School Use

Whilst at school, the use of student iPads will fall under school policy and guidelines. Students will not be allowed to use their iPad for personal use when at school. They may have personal apps installed on their devices, but these are **not to be used at school/during school hours**. This includes sending and responding to messages.

At home, iPad use will be at the discretion of parents. Please ensure your child stores their iPad in a safe place and actively supervise your child's use of technology at home.

Home Screens

To clearly define boundaries between applications accessed at home and school, it is recommended students have two separate home screens or pages set up- one called 'Home', including the apps used at home, and one for 'School'- applications set up for classroom use.

Student Responsibilities

Transport

iPads are to be in their case when they are being carried. This includes transporting the iPad around the school, between classes, or to and from home. On arrival or leaving school grounds, iPads are to be kept in the student's bag. When the classroom is open at 8:20am each day, students are to put their iPad in the room straight away. At the conclusion of the day, the iPad is put back in their schoolbag. If your child arrives during a specialist class, they should hand it to the specialist teacher for safe keeping.

Battery (Charging)

The student is responsible for ensuring they charge their iPad battery each night as they will not be able to charge devices at school. Students need to have at least 80% charge before arriving each morning.




Technologies Usage Agreements

Parents and students must agree to the terms of the Internet Usage Agreement: Online Services before online student accounts are accessed.

As per Department of Education policy, students will not be allowed to use personal or school iPads until consent forms for [Third Party Service Providers](#) are returned to the school.

Once these forms are completed, we strongly encourage you to sit down with your child and go through the [BYO iPad 1:1 Program Years 4-6 Student Agreement](#) so they understand the expectations of using technology and devices appropriately, as well as the consequences for misuse. This form must be read and signed by both parties (parent and student) and returned to school **before** students can bring and/or use a personal or school device in class.

The Apple iPad must not be used for any activity that is not directly and explicitly endorsed by the school and its staff.



1. Internet Usage Agreement: Online Services
2. Years 4-6 Third Party Services Consent Form
3. BYO iPad 1:1 Program (Years 4-6 Student Agreement)

Storage and Backup

It is important to organise the iPad regularly to allow for updates and new work. In order to free up space, any photos or documents that are unused and no longer needed, should be cleared or backed up. For those who wish to keep certain photos, videos, documents etc, here are a few options:

1. Backing up to iCloud on the iPad
<https://support.apple.com/en-au/HT203977>

Limit for free storage is 5gb. The iPad will not function well if the storage space on the hard disk or cloud becomes full.

2. Student cloud storage using OneDrive (up to 1TB). This can be through the Microsoft app or online <https://www.microsoft.com/en-au/microsoft-365/onedrive/online-cloud-storage>

Students will need to log in using their Education Department log in credentials.

3. Using a Home PC/Desktop or external hard drive to back up data.




Ongoing Care and Maintenance

Cleaning

You can maintain the iPad screens and covers by cleaning on a Termly basis. Read the following link to get more information: <http://www.wikihow.com/Clean-Your-iPad>





Promoting a Safe Learning Environment

As per the WA Department of Education guidelines, Internet and Online Services provided to students will primarily be used for learning related activities and require informed parental consent, user agreements and appropriate management. Online services are provided to students in public schools for learning related activities and the Department strives to protect students from exposure to inappropriate online material and activities.

Students engage in learning about ethical and safe use through online platforms. Lessons are consciously planned and implemented to enhance development of ICT skills and Digital Technologies understanding, in order to prepare them for an ever changing social, higher-education ever changing social, higher-education environment and future workforce.

We encourage students and teachers to safely and ethically access the internet and email, use organisational tools and engage with resources to innovate and transform their teaching and learning.

Our staff work hard to ensure that your child/ren are safe and that the environment that they work in is also safe. This also applies to use of iPads.

We take the following steps to ensure your student and their property is safe:

- Each student must read and sign the BYO iPad 1:1 Agreement and understand the Acceptable Internet Usage policies
- iPads are kept inside the classroom (not in bags)
- Students are not to use iPads before or after school in school grounds
- Classrooms are locked when the class is outside
- iPads are not to be used outside of the classroom without explicit teacher permission
- The school internet connection is provided by the Department of Education and passes through all of the filters for Public Schools
- Teachers address Cybersafety through the Digital Technologies and Health curriculum- discussing issues on sharing personal information online, other online dangers, cyber bullying and the students' digital footprints



Privacy

Staff, parents/carers and the community need to encourage students to be aware of the risks associated with some online activities and how to adopt protective online behaviours to protect them from exposure to inappropriate online material or activities. Some suggestions are:

- Keep personal details private by using a nickname instead of a real name and always ask parents before giving out private information online (such as name, address or phone number)
- Keep usernames and passwords private
- When responding to others online, posts should be positive and constructive. Once posted, a message can be difficult to remove
- Always ask for permission/consent before taking and posting photos of others online
- Respect others' rights when consent is not given



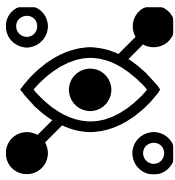
Online Safety

Cyber Safety

Cyber safe practices are a high priority at Aspiri Primary School and appropriate duty of care is extended to all our digital environments. Students and parents also have a responsibility in this area to minimize risk or exposure to unsuitable material.

Students are prohibited from accessing or storing offensive images, video or audio on any ICT device used at school. This includes content that is offensive to other cultures, religions and learning abilities.

Any misuse of digital technology or online tools will result in students being subject to consequences as listed in the school's [ICT Use policy](#) and [Behaviour Management policy](#).



Social Media

Most social media sites will only let users open an account under the prerequisite age requirement of 13 years and older. This is primarily for safety reasons, as young children don't understand the dangers of cyber predators, and because younger children have not yet developed the good judgement to know what's okay to post and what is not. They are also exposed to adult content via social networks and applications which can be suggestive or inappropriate. Cyberbullying is emerging as a pretty devastating and destructive outcome for young children as well.


With all of the above in mind, we have made a decision to ban all social network/social media/chat room-type apps from devices that will be used for learning at Aspiri PS. We understand that some parents have used their parental discretion to allow their child to participate in social media at home, however at APS this will not be permitted.

Please understand that these measures are in place to protect the students at Aspiri PS. If your child is in the Years 4-6 Bring Your Own iPad Program, please ensure that these apps are deleted from your child's device that they bring to school.

If found on devices at school, we will exercise our right and obligation to report prohibited accounts.









If you have concerns regarding your child's online safety, please access the Office of the Children's eSafety Commissioner at <https://www.esafety.gov.au/>





Years 4-6 BYO iPad Applications List 2024












Page 1 of 2

	Number Line, by the Math Learning Center		Fractions by the Math Learning Center		Seesaw: The Learning Journal (Look for Class on Logo)		Google Earth		Swift Playgrounds by Apple
Free		Free		Free		Free		Free	
	Green Screen by Do Ink		Minecraft: Education Edition		Microsoft Word		Microsoft Excel		Microsoft Powerpoint
Cost: \$7.99		Free		Free		Free		Free	
	iMovie-included with most newer iPads		GarageBand-included with most newer iPads		Microsoft OneNote		Microsoft OneDrive		Apple Books included with most newer iPads
Free		Free		Free		Free		Free	
	Numbers - included with most newer iPads		Pages-included with most newer iPads		Keynote - included with most newer iPads		Clips - included with most newer iPads		Maps - included with most newer iPads
Free		Free		Free		Free		Free	



Years 4-6 BYO iPad Applications List 2024

Page 2 of 2

	Micro:bit By Micro:bit Educational Foundation		Kahoot! Play and Create Quizzes		Canva: Design, Photo & Video by Canva		Smiling Mind by Smiling Mind		Inspiration Maps VPP by Diagramming Apps LLC
Free		Free		Free		Free		\$9.99	
	Chatterpix by Duck Duck Moose LLC		iMotion		NAP Browser Year 5 only - Term 2		Blockly for Dash and Dot Robots		Wonder for Dash and Dot Robots
Free		Free		Free		Free		Free	
	NG Word Builder by Cengage Learning								
Free									

Total Cost of Apps = \$17.98

A reminder that if you use Apple's Family Sharing feature you will only ever have to purchase one copy of each app for your entire family.
Check the apple website for further details: <https://support.apple.com/en-au/HT201088>



Family Sharing & Child Apple ID

We request parents set up and manage their child's Apple ID account so they can monitor student use of technology. One parent/carer can be nominated as the 'Family Organiser' to set up a Child's Apple ID for students under the age of 13.

Conditions: The Family Organiser must have an Apple device. Through Family Sharing, an additional 5 family members can be linked.

- Family members can use the apps without having to purchase new licences
- Family Organiser can retrieve forgotten passwords.
- Before purchasing apps, children have to ask for permission (part of the 'Ask to Buy' function) from the Family Organiser
- The same music, movies, TV shows, books and apps can be accessed through File Sharing
- Family Organisers have the ability to limit their child's access on their device using Screen Time

For a step-by-step guide to setting up a Family Sharing & Child's Apple ID, visit:

<https://www.apple.com/family-sharing/>

<https://support.apple.com/en-au/HT201084>



Parental Controls

Content and Privacy restrictions offered through Screen Time can act to block out or limit specific apps and features on your child's device. You can:

- Set a Parent Passcode and Screen Time password to prevent other family members from changing settings

** Ensure the parent access passcode is different to the one used to unlock the device**

- iTunes and App Store purchases can be prevented
- Built in apps and features can be turned off
- Explicit content can be blocked from playing in music, films, TV shows with specific ratings, apps (ie. FaceTime) and web content, Siri searches and Game Centre functions.

To learn more about setting Content and Privacy Restrictions, visit: <https://support.apple.com/en-us/HT201304>



Screen Time

Screen Time allows you to see how much time you and your children spend on apps, websites and more. In turn, this can help you to:

- Make informed choices about how you use your devices
- Set a Screen Time Passcode (different to passcode used to unlock device) to change Screen Time settings or provide additional time when app limits expire
- Get a detailed report about how the device is used, including apps which have been opened and websites visited
- Set Downtime or a set length of time to turn off specific applications (ie before bed)
- Set App Limits for categories of apps, including time limits and days of the week when these apply
- Set limits for communicating via Phone, Facetime and Messages



Device Use at Home

Aspiri Primary School strongly encourages active supervision of your child's use of technology at home. The internet is an excellent learning tool and enables access to information that supports all areas of our curriculum.

We suggest the following guidelines be followed when your child is using their iPad at home:

- Supervise your child in a public room like the family room
- Avoid your child accessing ICT in bedrooms or rooms that can be closed off to other members of the family
- Ensure that you establish some expectations regarding internet use at home and that you have the right to your child's passwords for any apps or websites that they may be using
- Check Internet browser's "History" menu to allow you to see the sites your child has visited recently

- Ensure your child never provides personal information on a global system or identifies friends or themselves in photos available to the public
- Educate yourself and your children about potential dangers online and how to make the right choices about online behaviour. Use readily available websites like www.cybersmart.gov.au to assist you
- Regularly monitor children's use of social media and their legal requirements - for example: children must be over the age of 13 to be eligible for Facebook and Instagram accounts

Please note that students will be using the device for approximately 2 -3 hours whilst at school.

This needs to be kept in mind when parents are determining how much time to allow the students to use the device at home.

BYO iPad 1:1 Program

Years 4-6 Student Agreement 2024

This User Agreement is to ensure students using iPads enhance their learning in a safe, secure environment. It is also to help keep each device secure, working properly and used in a productive and appropriate manner. As the minimum age for opening most social media accounts is 13+, social networking websites and apps are not permitted on devices used in the BYO iPad 1:1 Program at Aspiri Primary School. If your child is found to have a social media account or app, we must exercise duty of care and have legal obligation to report prohibited accounts. Therefore, we ask that you ensure such applications are deleted from your child's device.

Responsibilities of Students:

General – Personal iPad

I will be responsible for my iPad and make sure it is used safely and securely.

This means I will:

- ☐ use a passcode on my iPad and I will not give this passcode to other students.
- ☐ be the only one allowed to use my iPad at school (even if working in a pair or group) and will not allow anyone else to use or borrow my iPad at school.
- ☐ immediately close the cover and give the iPad to my teacher if an inappropriate site, image or message is being displayed.
- ☐ carry my iPad carefully and ensure it is in its protective case.
- ☐ ensure my iPad is clean and fully charged *every day*.
- ☐ keep my iPad in my bag before and after school and not take it out during break times (unless enrolled in an extracurricular/lunchtime club)
- ☐ use my iPad only for my learning as instructed, when instructed by the teacher (only use apps and programs the teacher has instructed me to use)
- ☐ use the iPad at school to help my learning and not for entertainment while at school
- ☐ keep food and drinks away from my iPad.
- ☐ immediately report any damage or problems I notice to the teacher.

I agree to:

- ☐ allow my parents or teachers to monitor my iPad usage and check at any time. This includes how it is being used, the photos, other content, books and installed applications.
- ☐ close all the apps on my iPad before I get to class in the morning.

BYO iPad 1:1 Program

Years 4-6 Student Agreement 2024

We have a very limited number of devices available for students in Years 4-6 to borrow at school, as it is the expectation that all students come to school with their own iPad. These are only available in extenuating circumstances (such as being new to the school or for students with a personal device in for repair) and will not be provided for students simply because they forgot to charge their iPad or left it at home.

General – BYO Borrow School iPad

I will be responsible for the iPad and make sure it is used safely and securely.

This means I will:

- ☐ only use the iPad assigned to me (same numbered iPad where possible).
- ☐ ensure my hands are clean before using the iPad.
- ☐ not remove the iPad cover.
- ☐ keep food and drinks away from the iPad.
- ☐ not touch or change any settings, displays, options or updates on the iPad.
- ☐ use the iPad only for my learning as instructed, when instructed by the teacher (only use apps and programs the teacher has instructed me to use)
- ☐ immediately report any damage or problems I notice to the teacher.
- ☐ keep the borrowed iPad in the locked classroom during break times (unless enrolled in an extracurricular/lunchtime club)
- ☐ return the iPad to the storeroom at the end of the day and plug it in to charge

I agree to:

- ☐ allow my teachers to monitor my iPad usage and check at any time. This includes how it is being used, the photos, other content, books and installed applications.
- ☐ close all the apps on the iPad and log out of all accounts at the end of the day and check all accounts are logged off at the beginning of the day

BYO iPad 1:1 Program

Years 4-6 Student Agreement 2024

Digital Citizenship:

I will:

- ☐ be cybersmart when using the internet.
- ☐ always use the iPad appropriately.
- ☐ not use messaging or social media websites or applications.
- ☐ not bully anyone online and will tell the teacher if I see this happening.
- ☐ only take photos and videos of other students/teachers with their permission and for an educational purpose
- ☐ only use my own work on the iPad.
- ☐ follow any other rules for using the iPads that my teachers and parents may set.

Student Agreement:

I understand and will follow the BYO iPad 1:1 Student Agreement for Years 4-6 students of Aspiri Primary School. I will also follow any additional class teacher and parent rules.

I understand that using a device at school is a privilege, not a right. If I am found to be breaking any of the rules in the agreement through inappropriate use of a device or online account, it may result in disciplinary action, determined by the teacher/principal in accordance with the Department's [Students Online in Public Schools Policy](#) and [Student Behaviour in Public Schools Policy and Procedures](#).

Student name: _____

Parent name: _____

Student signature: _____

Parent signature: _____

Date: _____

Date: _____

How to order your child's BYOD device



JB Hi-Fi Education's Bring Your Own Device (BYOD) program is the easy way to purchase education-specific laptops, tablets and accessories that are compatible with your child's school and designed for the rigours of student life.

Education pricing means great value. Extended warranty and insurance options facilitate consistency of learning, whether at home or in the classroom.

Follow the step-by-step instructions below to order today.



Enhanced performance and connectivity



Dedicated online portal



Education-specific products at commercial pricing



Extended warranty and insurance options



Robust devices suited to the rigours of student life



Home delivery, JB Hi-Fi store or school pick up



Finance options



A wide range of accessories

How to order

1. Go to **jbeducation.com.au/byod**
2. Enter your school code **aspiri2024**
3. Once logged in, select the relevant student program.
4. Select home delivery or your preferred JB Hi-Fi store for pick up.
5. Follow the prompts to choose your device and accessories, as well as extended warranty and insurance options
6. Enter your personal details.
7. Select a payment method and complete your order.
8. If you have any questions, please contact us at **jbeducation.com.au/byod** or call **1300 730 548**.



qrco.de/JBBYOD